



**Is there a multitude
of excellence
profiles in Europe?**

European Classification of HEIs

- Diversity and transparency
- European classification of HEIs: dimensions and profiles
- Implications and next steps



Diversity and transparency

. Diversity

- . Institutional /programme
- . Vertical /horizontal

. Diversity is a strength...

-but it needs to be transparent

Transparency instruments

- Ranking
- Classification

Transparency instruments

Ranking

- 1 overall score
- Mainly research and prestige driven
- Position on the list characterises HEI

Transparency instruments

ranking

2008 Academic Ranking of World Universities

Top 500 World Universities (1-100)

* Institutions within the same rank range are listed alphabetically.

World Rank	Institution*	Region	Regional Rank	Country	National Rank	Score on Alumni	Score on Award	Score on HiCi	Score on N&S	Score on PUB	Score on PCP	Total Score
1	Harvard Univ	Americas	1	USA	1	100	100	100	100	100	74.1	100
2	Stanford Univ	Americas	2	USA	2	40	78.7	86.6	68.9	71.6	66.9	73.7
3	Univ California - Berkeley	Americas	3	USA	3	69	77.1	68.8	70.6	70	53	71.4
4	Univ Cambridge	Europe	1	UK	1	90.3	91.5	53.6	56	64.1	65	70.4
5	Massachusetts Inst Tech (MIT)	Americas	4	USA	4	71	80.6	65.6	68.7	61.6	53.9	69.6
6	California Inst Tech	Americas	5	USA	5	52.8	69.1	57.4	66.1	49.7	100	65.4
7	Columbia Univ	Americas	6	USA	6	72.4	65.7	56.5	52.3	70.5	46.6	62.5
8	Princeton Univ	Americas	7	USA	7	59.3	80.4	61.9	40.5	44.8	59.3	58.9
9	Univ Chicago	Americas	8	USA	8	67.4	81.9	50.5	39.5	51.9	41.3	57.1
10	Univ Oxford	Europe	2	UK	2	59	57.9	48.4	52	66	45.7	56.8
11	Yale Univ	Americas	9	USA	9	48.5	43.6	57	55.7	62.4	48.7	54.9
12	Cornell Univ	Americas	10	USA	10	41.5	51.3	54.1	52.3	64.7	40.4	54.1

Transparency instruments

ranking



Educating the Future

www.diacedu.ae

[QS](#)
[FIRST DEGREES](#)
[MASTERS & PHD](#)
[MBA](#)
[EXECUTIVE MBA](#)
[CAREERS](#)
[Contact Us](#)
[Sign In](#)
[School Access](#)
[Register](#)
[Link to us](#)

[Home](#)
[Search](#)
[University Rankings](#)
[Study Abroad](#)
[Country Guides](#)
[Student Finance](#)
[Distance Learning](#)
[Student Survival Guide](#)
[Gap Year](#)

[QS » First Degrees » University Rankings » Results » 2008 » Overall Rankings » Top 100 Universities](#)

THE - QS World University Rankings 2008

Top 100 Universities

>> [Click here to sign in or register to access additional information on the Rankings](#)

Member of the
New Generation University Association
Visit our website to experience our excellence
<http://www.nmmu.ac.za/international>

[Facebook](#)
[Delicious](#)
[Digg](#)
[Reddit](#)
[StumbleUpon](#)

2008 Rank	School Name	Country
1	HARVARD University	United States
2	YALE University	United States
3	University of CAMBRIDGE	United Kingdom
4	University of OXFORD	United Kingdom
5	CALIFORNIA Institute of Technology (Calt...	United States
6	IMPERIAL College London	United Kingdom
7	UCL (University College London)	United Kingdom
8	University of CHICAGO	United States
9	MASSACHUSETTS Institute of Technology (M...	United States
10	COLUMBIA University	United States
11	University of PENNSYLVANIA	United States
12	PRINCETON University	United States

OVERALL RANKINGS
2008

[Top 100 Universities](#)
[The Complete Rankings](#)

SUBJECT
RANKINGS

[Arts & Humanities](#)
[Life Sciences & Biomedicine](#)
[Natural Sciences](#)



IELTS
English for International Opportunity



chep s

Center for
Higher Education
Policy Studies

Transparency instruments

Classification

- inclusive for all European HEIs
- a posteriori information
- multi-dimensional
- non-hierarchical



Classification

- Find the *relevant* characteristics
- Organise the characteristics: six dimensions

Classification

U-Map dimensions

1. Educational profile
2. Student profile
3. Research involvement
4. Involvement in knowledge transfer
5. International orientation
6. Regional orientation



Classification

- Find the *relevant* characteristics
- Organise the characteristics:
six dimensions
- Measure the characteristics:
indicators

Dimensions and indicators

Educational profile

1. Degree level focus
2. Subject areas covered
3. Program orientation focus

Dimensions and indicators

Student profile

1. Adult learners
2. Part-time students
3. Students in distance learning
4. Total enrolment (size)

Dimensions and indicators

Research involvement

1. Research revenues
2. Peer reviewed publications
3. Other peer reviewed research products
4. PhD production
5. Expenditure on research
6. Time spent on research

Dimensions and indicators

Involvement in knowledge transfer

1. Patents
2. Licensing income
3. Start-up firms
4. Income from priv funded research contracts
5. Concerts and performances
6. Exhibitions
7. Income from copyrighted products

Dimensions and indicators

International orientation

1. Foreign degree seeking students
2. Exchange program students; incoming
3. Exchange program students; sent out
4. Income from international research programs
5. International academic staff
6. Importance of international sources of income

Dimensions and indicators

Regional orientation

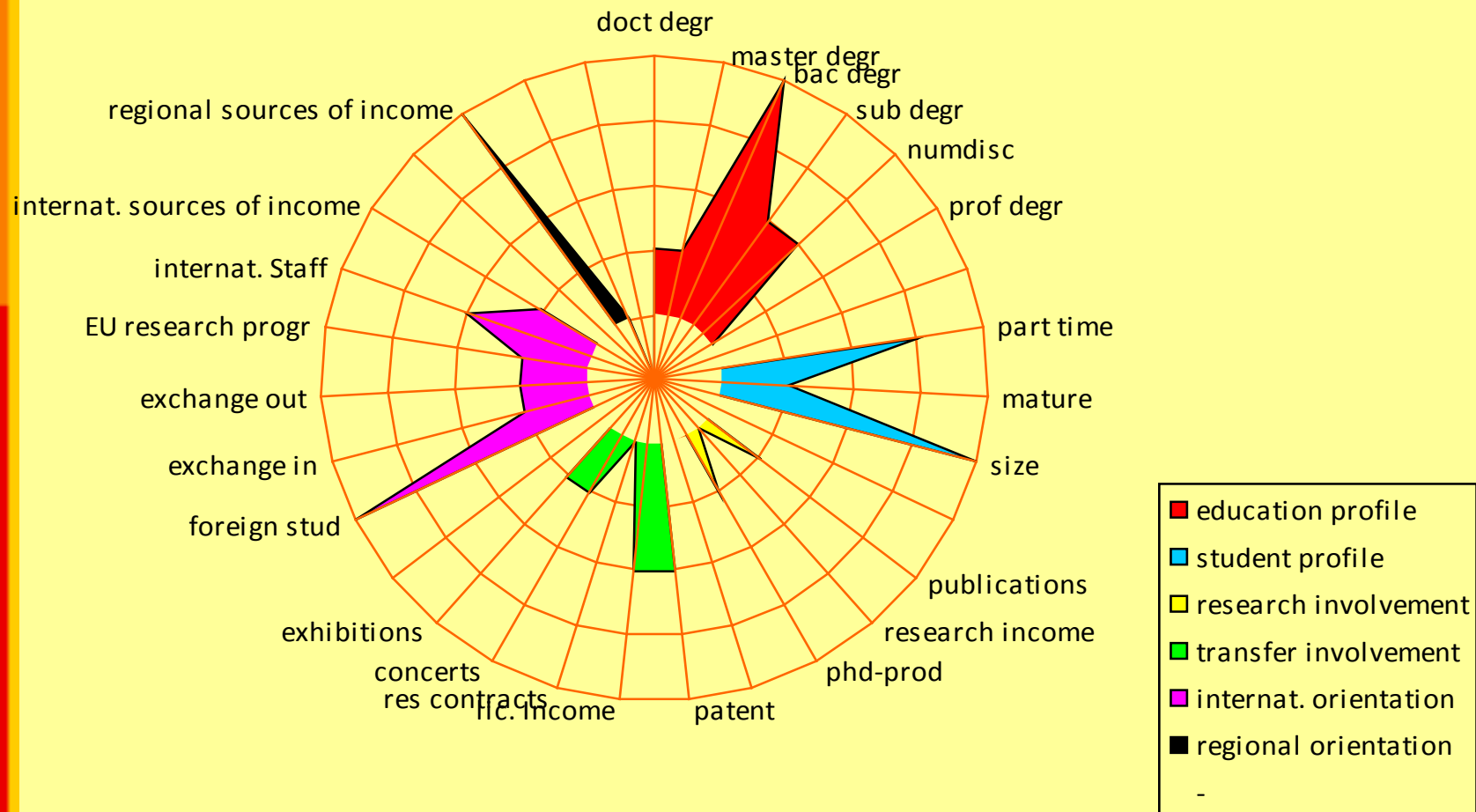
1. Importance of local/ regional sources of income
2. Academic staff time to community services

Tentative results

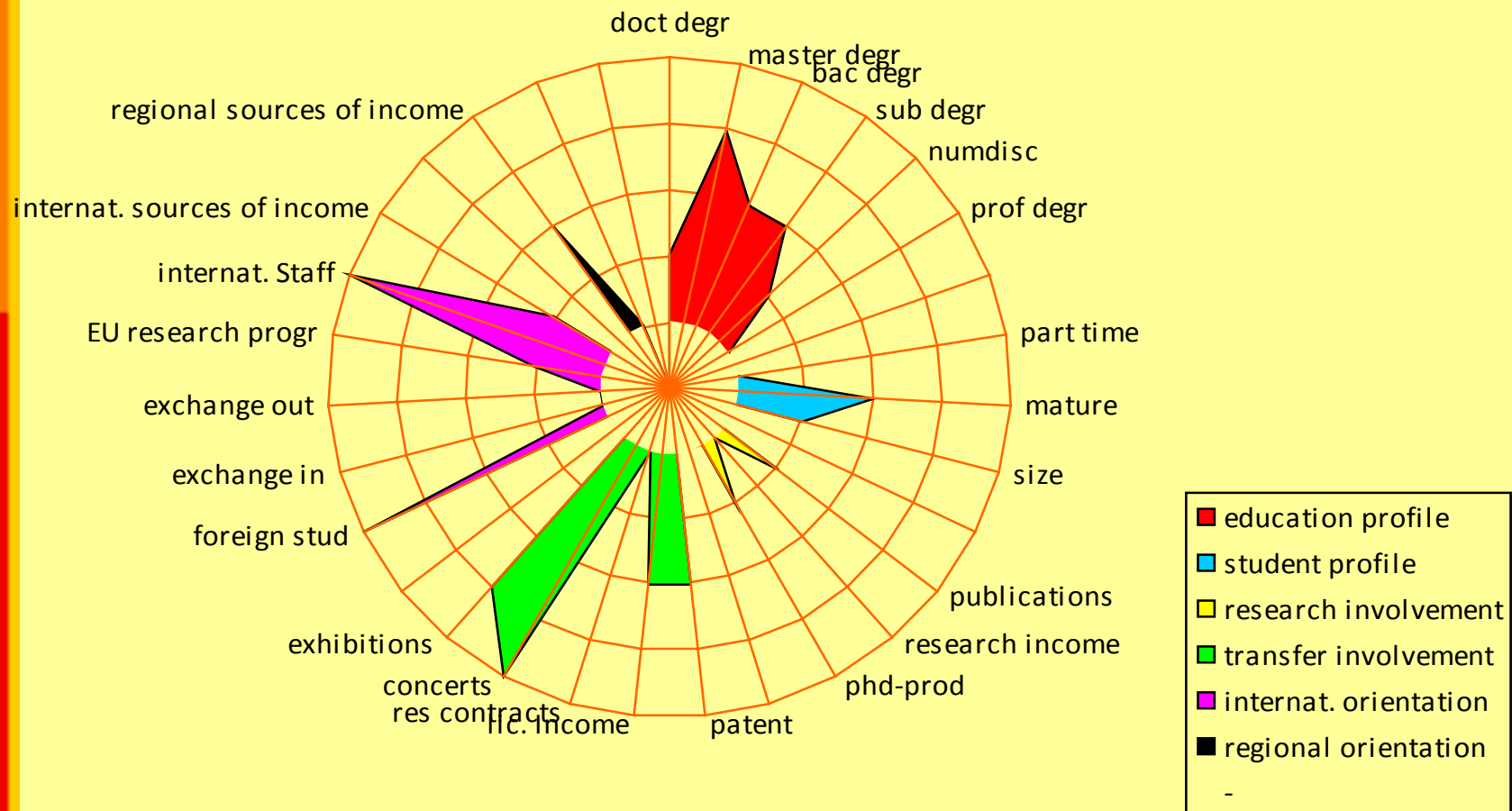
The data

- .Questionnaire based*
- .Voluntary sample (67 HEIs)*
- .Pre-filling to be explored*

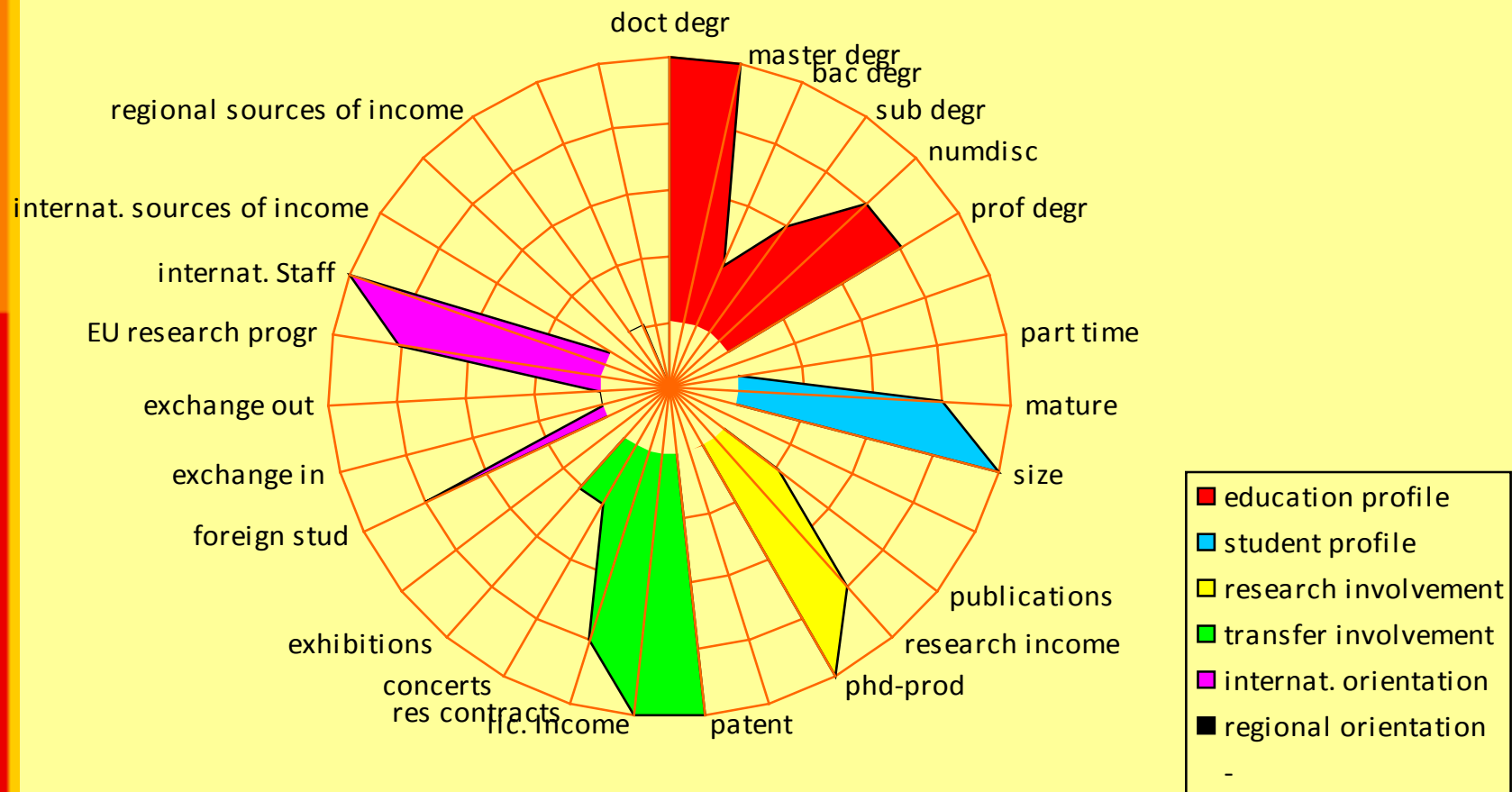
Results: tentative profiles



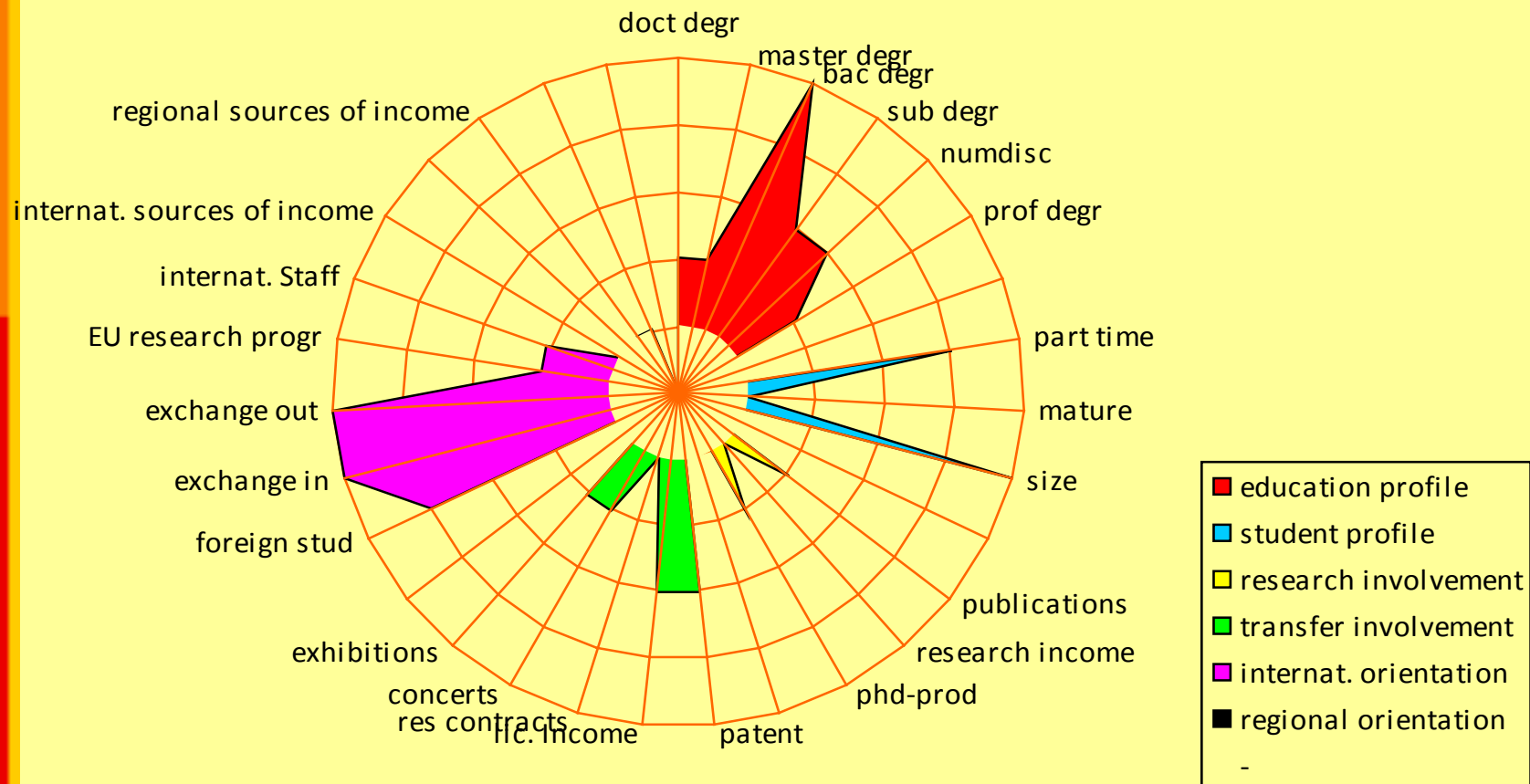
Results: tentative profiles



Results: tentative profiles

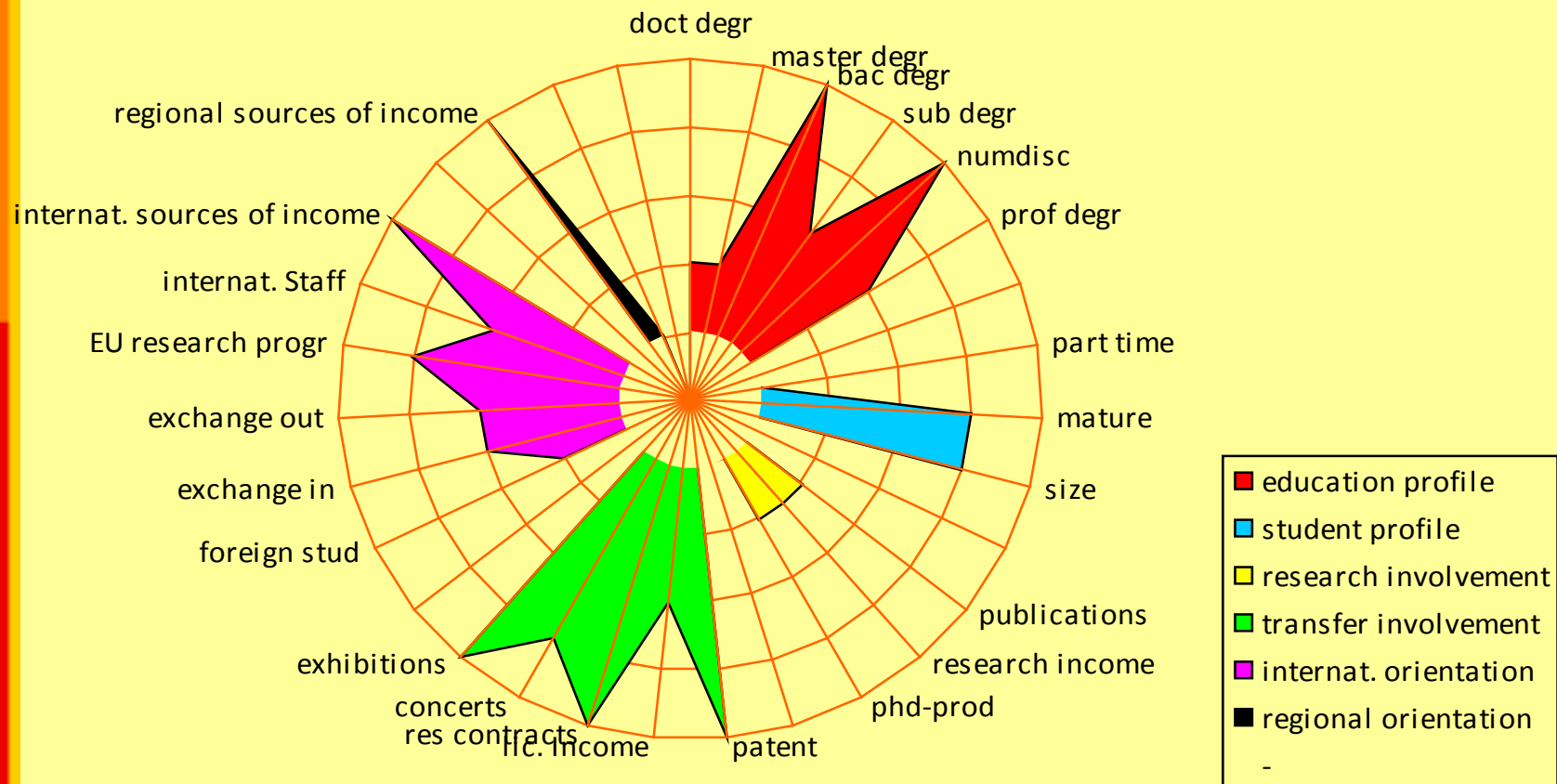


Results: tentative profiles



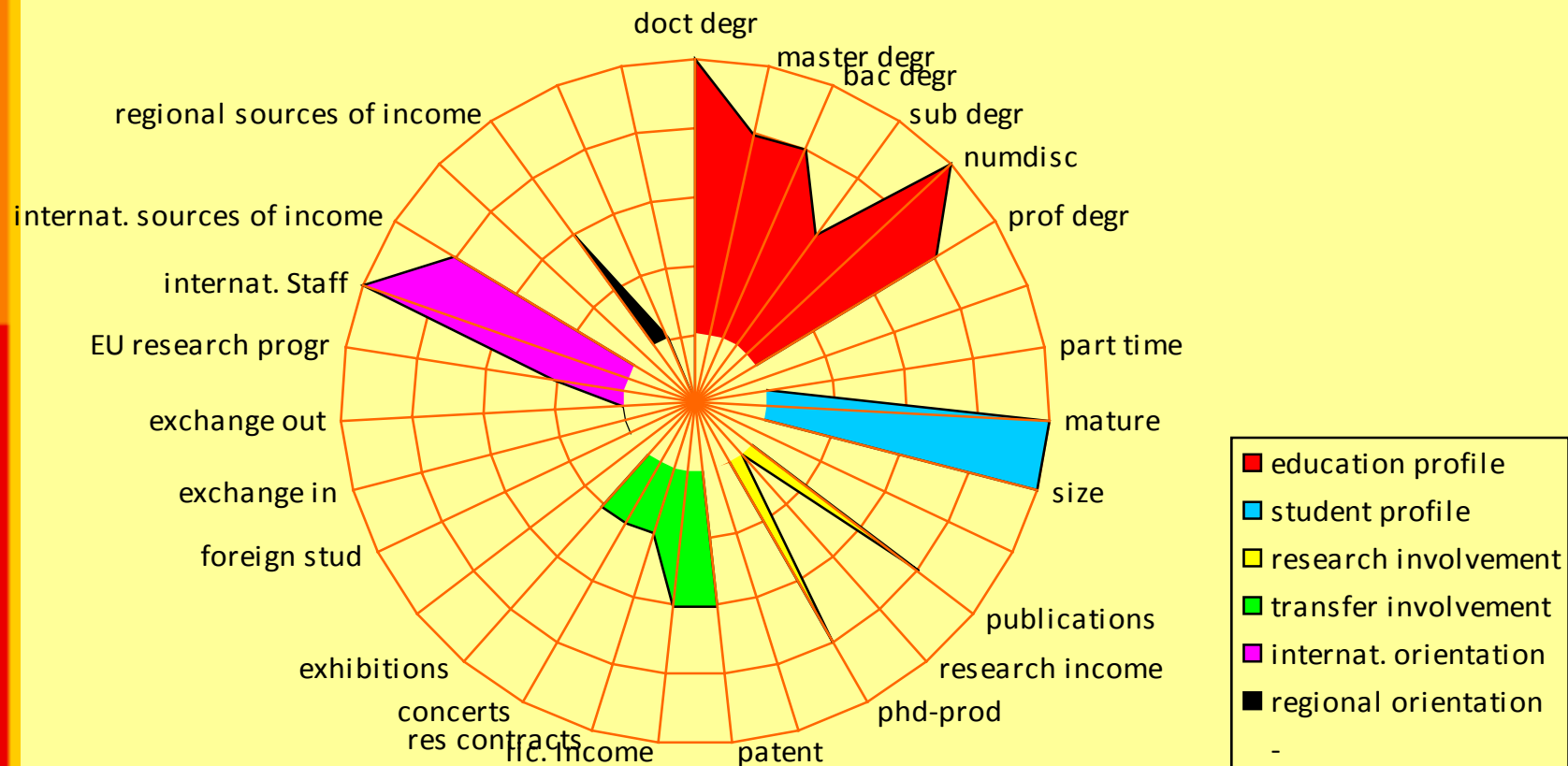
Case 27

Results: tentative profiles



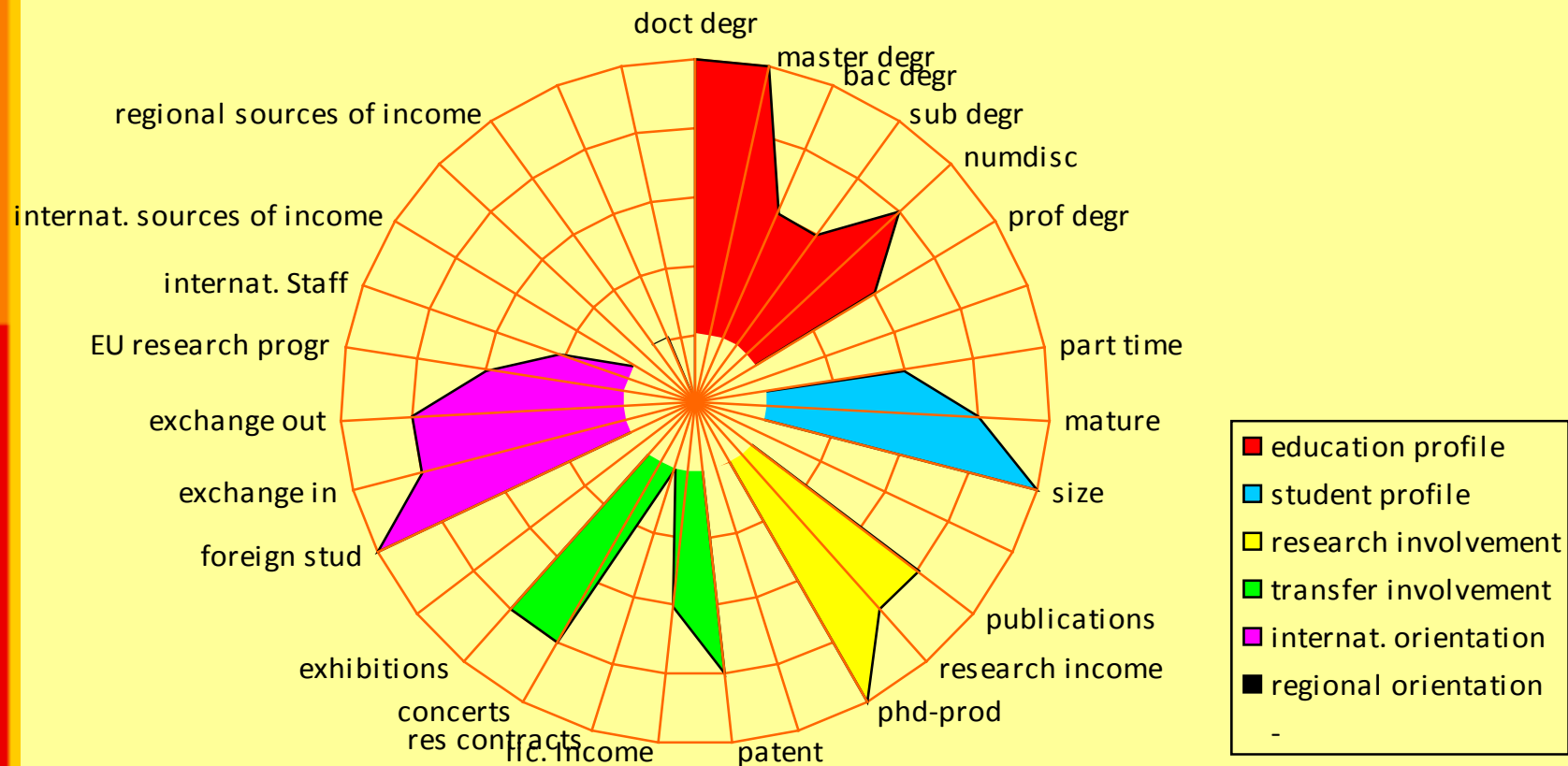
Case 66

Results: tentative profiles

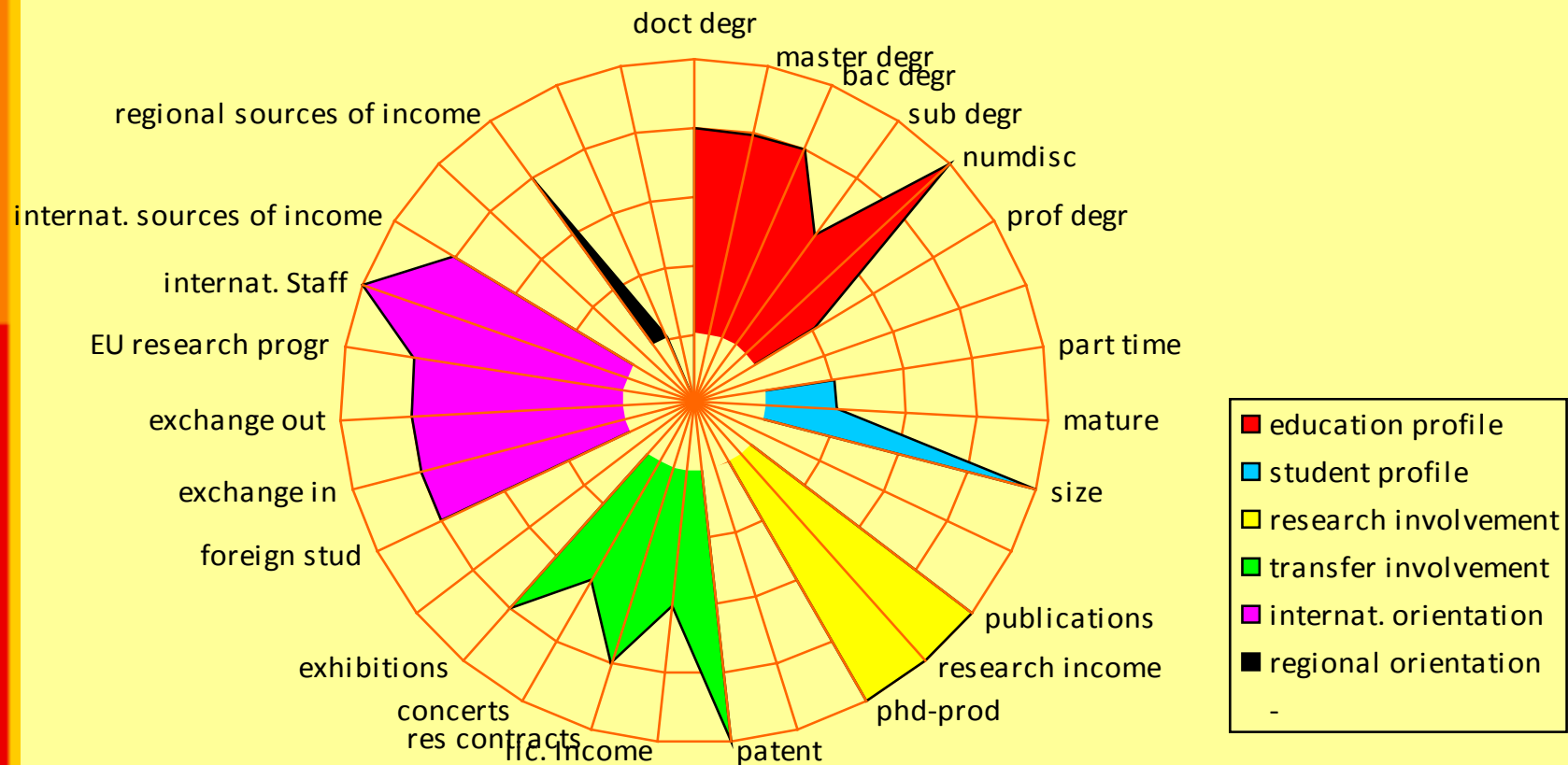


Case 59

Results: tentative profiles

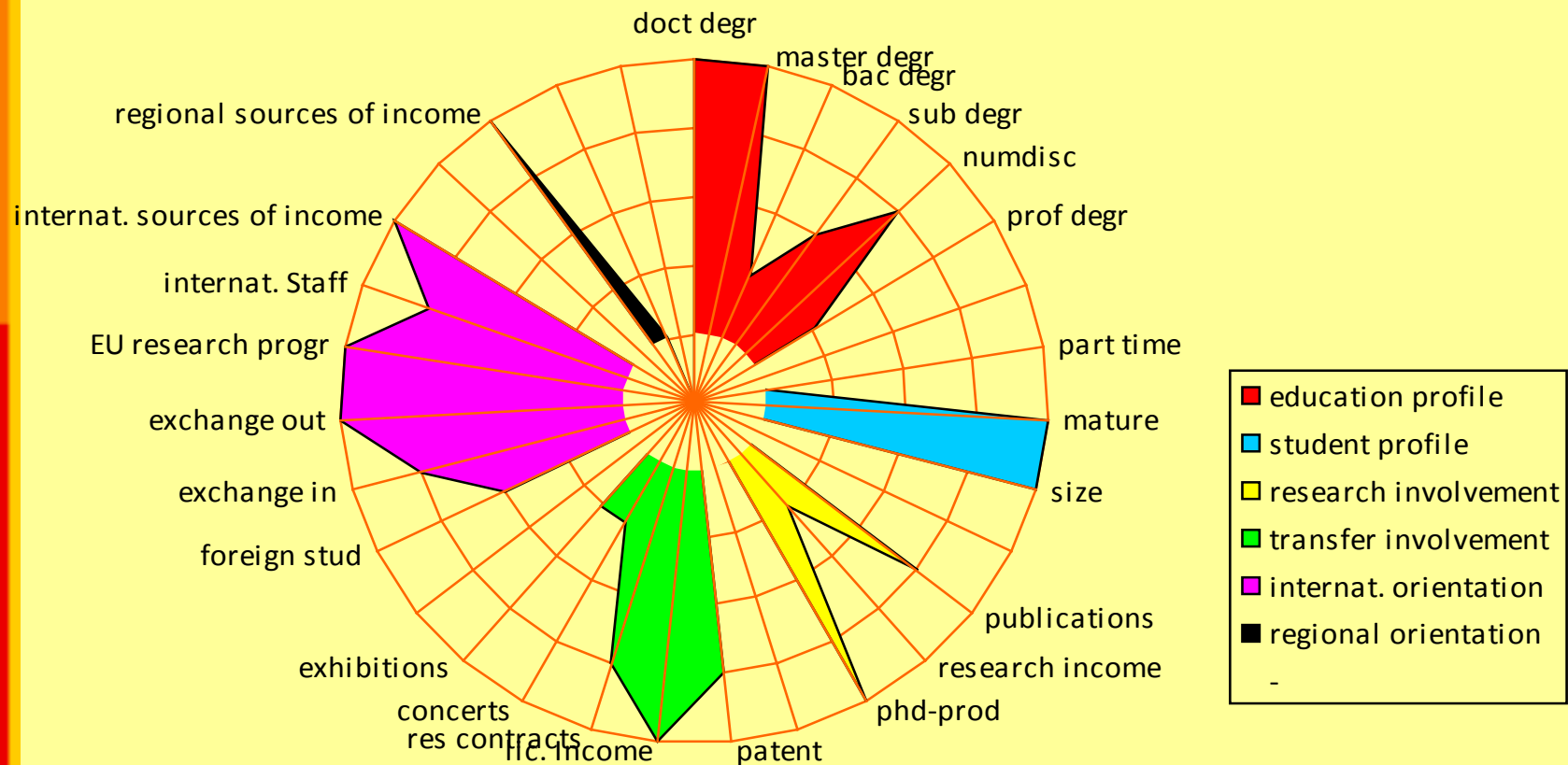


Results: tentative profiles



Case 55

Results: tentative profiles




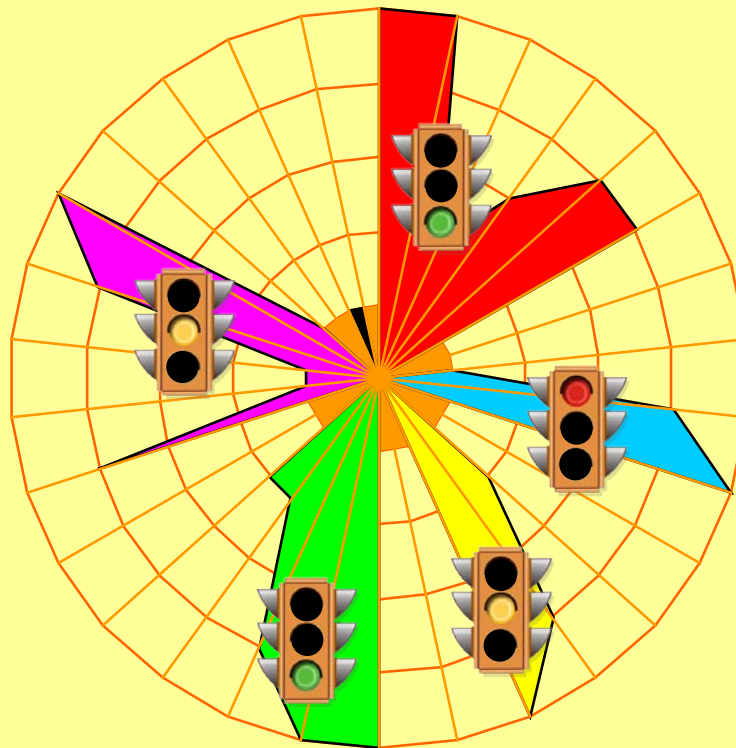


Reflection

All profiles are equal but some are more equal than others

Classification profiles and excellence

Reflection



A European Classification of Higher Education Institutions

www.u-map.eu

Thank you for your attention!